

# Glass Thickness Compensation Near Infrared Objective Lenses

**PAL-NIR-LC** W3465

This is a high NA infinity corrected objective lens for laser processing (fundamental of YAG laser). Its glass-thickness- compensation optical design makes it possible to realize an ideal beam spot size and quality even if it was processed through a cover glass.

- Two kinds objective lenses are available. They are designed to correct aberration depending on the thickness of cover glass. ( $t=0.7\text{ mm}$  and  $1.1\text{ mm}$ )
- With its long working infinity correction function; this objective lens can be used for a laser system and coaxial observation.
- It is also used for the observation of Near Infrared light.
- High resolution type ( $\text{NA}=0.65$ ) is also available.
- This objective lens can be used with a pulse laser of visible light ( $532\text{nm}$ ).
- Laser Damage Threshold(reference):  $0.1\text{J}/\text{cm}^2$  ( $532\text{nm}$ ),  $0.2\text{J}/\text{cm}^2$  ( $1064\text{nm}$ ) (Laser pulse width:  $10\text{ns}$ , repetition frequency:  $20\text{Hz}$ )

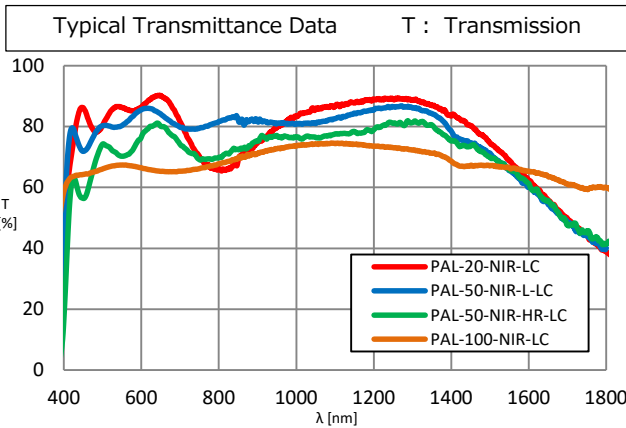


## Guide

- ▶ Available fixed objective lens holder (LHO-26).  
[WEB Reference](#) [Catalog Code](#) W4024
- ▶ When the objective lens is fixed to a 2 axis holder, please consult our Sales Division.
- ▶ For laser processing, we offer a dichroic block (DIMC) [WEB Reference](#) [Catalog Code](#) W2041 and for laser unit with coaxial illumination and observation (OUCI-2), [WEB Reference](#) [Catalog Code](#) W2012

## Attention

- ▶ When an objective lens is used in laser processing, use the diameter of the incident beam to extend to a size of half the pupil diameter ( $1/e^2$ ). A small light spot cannot be achieved when the incident beam is too narrow. Please note if there is a laser energy density increase, there will be a high possibility of damage to the objective lens.
- ▶ When the thickness of cover glass is not same as the specified, designed specifications may not be achieved due to aberration. If the incident laser beam femtosecond is below  $100\text{fs}$ , there is a possibility that the pulse width will spread.
- ▶ Magnification is the value when using the imaging lens  $f=200\text{mm}$ . When used in a microscope lens barrel from other manufacturers there may be different magnifications. The actual magnification should be calculated from the ratio of the focal length of the objective lens and the focal length of the imaging lens to verify the focal length of the imaging lens barrel to be used.



## Specifications

Part Number	Price JP Yen	Item name	Magnification	Focal length f [mm]	N.A.	Working Distance W.D.*2 [mm]	Resolution ( $\lambda=550\text{nm}$ ) *1 [ $\mu\text{m}$ ]	Focal depth*1 ( $\lambda=550\text{nm}$ ) [ $\mu\text{m}$ ]	Real field of view [mm]		Weight [kg]
									(Eyepiece $\phi 24\text{mm}$ )	( $1/2''\text{CCD}$ )	
PAL-20-NIR-LC07	300,000	LCD MPlanApo NIR 20x(t0.7)	20×	10	0.4	19.98	0.69	$\pm 11.7$	$\phi 1.2$	$0.24 \times 0.32$	0.36
PAL-20-NIR-LC11	300,000	LCD MPlanApo NIR 20x(t1.1)	20×	10	0.4	19.85	0.69	$\pm 11.7$	$\phi 1.2$	$0.24 \times 0.32$	0.36
PAL-50-NIR-L-LC07	360,000	LCD MPlanApo NIR 50x(t0.7)	50×	4	0.45	15.01	0.61	$\pm 11.4$	$\phi 0.48$	$0.10 \times 0.13$	0.34
PAL-50-NIR-L-LC11	360,000	LCD MPlanApo NIR 50x(t1.1)	50×	4	0.45	14.97	0.61	$\pm 11.4$	$\phi 0.48$	$0.10 \times 0.13$	0.34
PAL-50-NIR-HR-LC07	650,000	LCD MPlanApo NIR HR50x(t0.7)	50×	4	0.67	10.48	0.41	$\pm 10.61$	$\phi 0.48$	$0.10 \times 0.13$	0.48
PAL-100-NIR-LC07	450,000	LCD MPlanApo NIR 100x(t0.7)	100×	2	0.53	12.18	0.52	$\pm 11$	$\phi 0.24$	$0.05 \times 0.06$	0.33
PAL-100-NIR-LC11	450,000	LCD MPlanApo NIR 100x(t1.1)	100×	2	0.53	12.16	0.52	$\pm 11$	$\phi 0.24$	$0.05 \times 0.06$	0.33

\*1; Resolution and focal depth are calculated value at wavelength of  $0.55\mu\text{m}$ .

\*2; Working distance: value at air

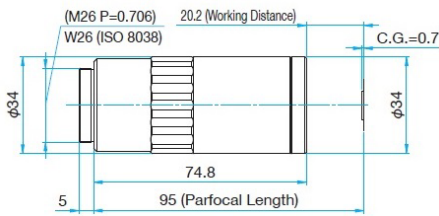


**Tokyo Head Office**  
5F, SIGMA KOKI Tokyo Head office 1-19-9,  
Midori, Sumida-ku, Tokyo, 130-0021, JAPAN  
TEL. +81-3-5638-8228  
FAX. +81-3-5638-6550  
E-mail international@sigma-koki.com

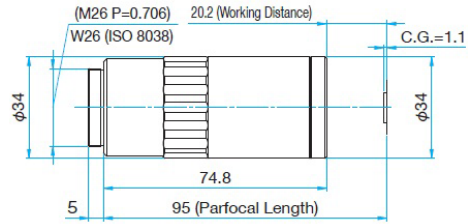
**Osaka Branch**  
4-9-28 Nishi-Nakajima,  
Yodogawa-ku, Osaka 532-0011  
TEL. +81-6-6307-4835  
FAX. +81-6-6307-4834  
E-mail sales.osaka@sigma-koki.com

**Kyushu Sales Office**  
3-17 Hie-machi, Hakata-ku, Fukuoka 812-0014  
TEL. +81-92-481-4300  
FAX. +81-92-481-4310  
E-mail sales.kyushu@sigma-koki.com

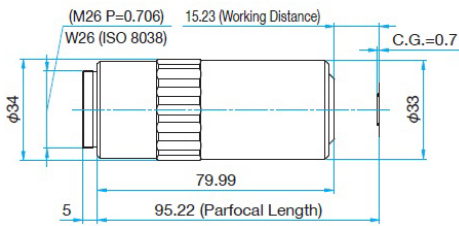
**PAL-20-NIR-LC07**



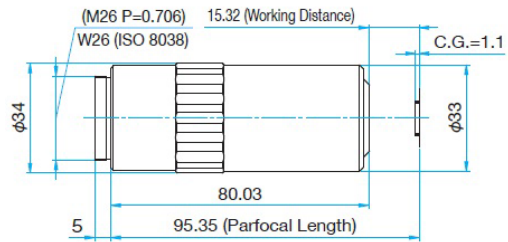
**PAL-20-NIR-LC11**



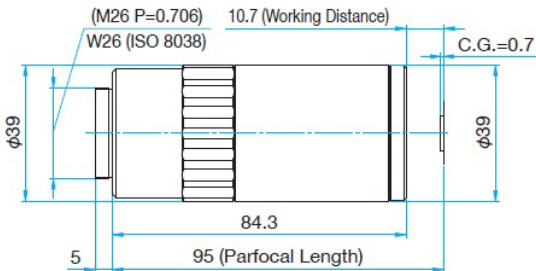
**PAL-50-NIR-L-LC07**



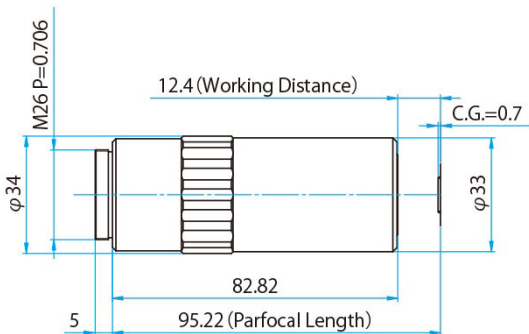
**PAL-50-NIR-L-LC11**



**PAL-50-NIR-HR-LC07**



**PAL-100-NIR-LC07**



**PAL-100-NIR-LC11**

