

XZ Axis Steel Extended Contact Translation Stages (Vertical)

TSD-604L Stage Size 60 x 60 mm


TSD-654L Stage Size 65 x 65 mm

RoHS

RoHS

This XZ assembly incorporates an (X) axis steel linear stage and a (Z) axis steel stage with an integrated vertical bracket.

There are options for micrometer position and fine pitch screws.



Guide

► Vacuum-compatible stainless steel stages (TSDS-604*/L/654*/L) are also available. [Reference](#) E214 [Catalog Code](#) W7068

Application Systems

Optics & Optical Coatings

Opto-Mechanics

Bases

Manual Stages

Actuators & Adjusters

Motorized Stages

Light Sources & Laser Safety

Index

Guide

X Axis Stages

XY Axis Stages

Z Axis Stages

XZ Axis Stages

XYZ Axis Stages

Rotation Stages

Goniometer

Tilt Stages

Vacuum

Ball Bearing Guide

Crossed Roller

Dovetail

Lapping

V Groove Screw

Others

15 x 15 mm

25 x 25 mm

40 x 40 mm

60 x 60 mm

65 x 65 mm

80 x 80 mm

100 x 100 mm

120 x 120 mm

Others

Specifications

Part Number	METRIC	TSD-604CL	TSD-604SL	TSD-654CL-M6	TSD-654SL-M6
	INCH	—	—	TSD-654CLUU	TSD-654SLUU
(Opposite Model)	METRIC	—	TSD-604SRL	—	TSD-654SRL-M6
	INCH	—	—	—	TSD-654SRLUU
Stage Size [mm]		60×60	60×60	65×65	65×65
Axes of Travel		XZ axis			
Micrometer Position		Center	Side	Center	Side
Travel [mm]		X axis ± 6.5 Z axis ±6.5	X axis ±6.5 Z axis ±6.5	X axis ±6.5 Z axis ±6.5	X axis ±6.5 Z axis ±6.5
Lead of Actuator [mm/rotation]		0.5	0.5	0.5	0.5
Micrometer Readable Resolution [mm]		0.01	0.01	0.01	0.01
Guide Method		Extended contact ball bearing guide			
Primary Material		Steel			
Finish		Super black chrome			
Load Capacity [N]		49 (5.0kgf)	49 (5.0kgf)	49 (5.0kgf)	49 (5.0kgf)
Travel Accuracy	Straightness [μm]	1	1	1	1
	Pitch [N·m]	8.0	8.0	8.0	8.0
Max. Moment Capacity	Roll [N·m]	8.0	8.0	8.0	8.0
	Pitch [°/N·cm]	0.45	0.45	0.45	0.45
Options		FP	FP	FP	FP
Weight [kg]		1.3	1.3	1.6	1.6

Option

Option Code	Compatible product		Lead of Actuator [mm/rotation]	Micrometer Readable Resolution [mm]	Reference
	Products Name	Part Number			
FP	Fine-pitch Screw Adjusters	FPSA-62540	0.25	—	E008

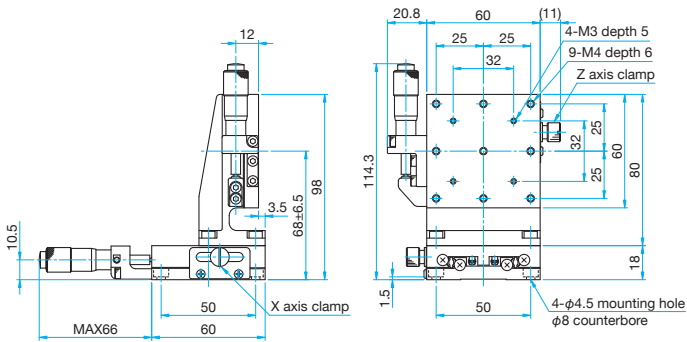
* Please add an option code as the part number suffix to specify various optional specifications.

* The FP type requires a hex wrench or the optional hex wrench with knob (KCL) for driving operation. [Reference](#) F010 [Catalog Code](#) W8008

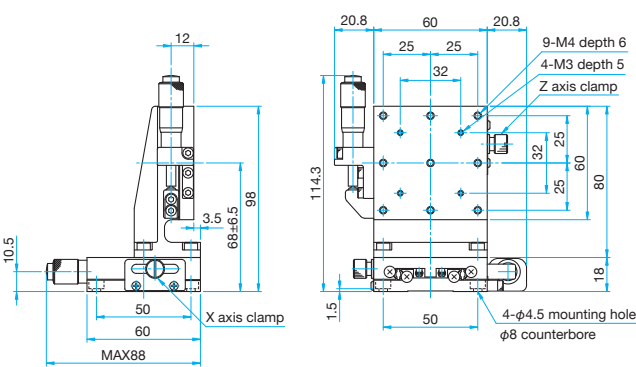


Outline Drawing

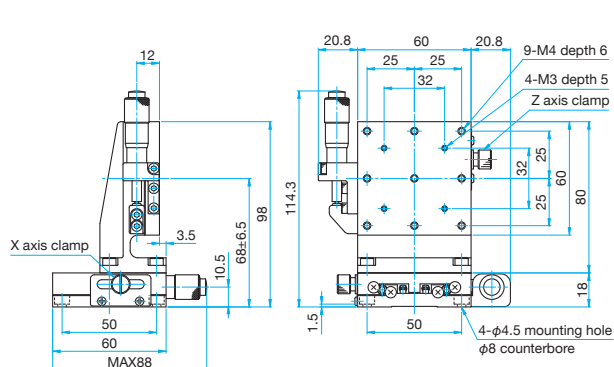
TSD-604CL Hexagonal socket head cap screw M4×6...4 screws



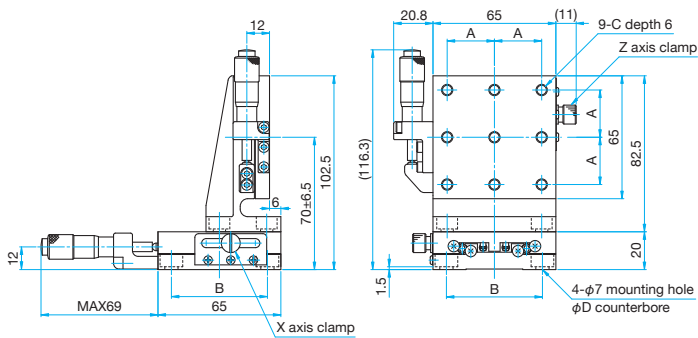
TSD-604SL Hexagonal socket head cap screw M4×6...4 screws



TSD-604SRL Hexagonal socket head cap screw M4×6...4 screws



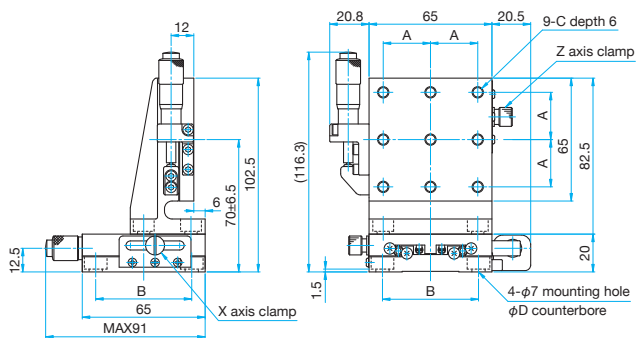
TSD-654CL-M6/654CLUU Hexagonal socket head cap screw M6×6...4 screws (M6)
Hexagonal socket head cap screw 1/4-20UNC×1/4...4 screws (UU)



Part Number	A (mm)	B (mm)	C	D (mm)
TSD-654CL-M6	25	50	M6 P1	11
TSD-654CLUU	25.4	50.8	1/4-20UNC	12

TSD-654SL-M6/654SLUU

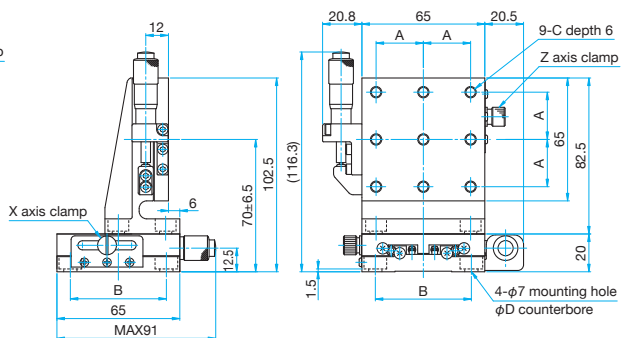
Hexagonal socket head cap screw M6×6...4 screws (M6)
Hexagonal socket head cap screw 1/4-20UNC×1/4...4 screws (UU)



Part Number	A (mm)	B (mm)	C	D (mm)
TSD-654SL-M6	25	50	M6 P1	11
TSD-654SLUU	25.4	50.8	1/4-20UNC	12

TSD-654SRL-M6/654SRLUU

Hexagonal socket head cap screw M6×6...4 screws (M6)
Hexagonal socket head cap screw 1/4-20UNC×1/4...4 screws (UU)



Part Number	A (mm)	B (mm)	C	D (mm)
TSD-654SRL-M6	25	50	M6 P1	11
TSD-654SRLUU	25.4	50.8	1/4-20UNC	12

Application Systems

Optics & Optical Coatings

Opto-Mechanics

Bases

Manual Stages

Actuators & Adjusters

MotORIZED Stages

Light Sources & Laser Safety

Index

Guide

X Axis Stages

XY Axis Stages

Z Axis Stages

XZ Axis Stages

XYZ Axis Stages

Rotation Stages

Goniometer

Tilt Stages

Vacuum

Ball Bearing Guide

Crossed Roller

Dovetail

Lapping

V Groove Screw

Ohters

15 × 15 mm

25 × 25 mm

40 × 40 mm

60 × 60 mm

65 × 65 mm

80 × 80 mm

100 × 100 mm

120 × 120 mm

Others